

MONTHLY REPORT OF DISBURSEMENTS

For the month of July 2020


Department : State Universities and Colleges (SUCs)
 Agency/Entity : Cagayan State University
 Operating Unit : < not applicable >
 Organization Code : 08 022 0000000
 Fund Cluster : 01 Regular Agency Fund

Particulars	Current Year Budget					Prior Year's Budget											SUB-TOTAL	Trust Liabilities				Grand Total					Remarks	
	PS	MOOE	FinEx	CO	TOTAL	Prior Year's Accounts Payable					Current Year's Accounts Payable					TOTAL		PS	MOOE	CO	TOTAL	PS	MOOE	FinEx	CO	TOTAL		
						PS	MOOE	FinEx	CO	Sub-Total	PS	MOOE	FinEx	CO	Sub-Total													19
1	2	3	4	5	6=(2+3+4+5)	7	8	9	10	11=(7+8+9+10)	12	13	14	15	16=(12+13+14+15)	17=(11+16)	18=(6+17)	19	20	21	22=(19+20+21)	23	24	25	26	27=(23+24+25+26)	28	
CASH DISBURSEMENTS	30,869,851.24	10,833,294.45	0.00	0.00	41,703,145.69	0.00	0.00	0.00	0.00	0.00	0.00	0.00	0.00	0.00	0.00	0.00	41,703,145.69	0.00	0.00	0.00	0.00	30,869,851.24	10,833,294.45	0.00	0.00	41,703,145.69		
Notice of Cash Allocation (NCA)	30,869,851.24	10,833,294.45	0.00	0.00	41,703,145.69	0.00	0.00	0.00	0.00	0.00	0.00	0.00	0.00	0.00	0.00	0.00	41,703,145.69	0.00	0.00	0.00	0.00	30,869,851.24	10,833,294.45	0.00	0.00	41,703,145.69		
MDS Checks Issued	814,533.68	827,317.72	0.00	0.00	1,641,851.40	0.00	0.00	0.00	0.00	0.00	0.00	0.00	0.00	0.00	0.00	0.00	1,641,851.40	0.00	0.00	0.00	0.00	814,533.68	827,317.72	0.00	0.00	1,641,851.40		
Advice to Debit Account	30,055,317.56	10,005,976.73	0.00	0.00	40,061,294.29	0.00	0.00	0.00	0.00	0.00	0.00	0.00	0.00	0.00	0.00	0.00	40,061,294.29	0.00	0.00	0.00	0.00	30,055,317.56	10,005,976.73	0.00	0.00	40,061,294.29		
Notice of Transfer Allocations (NTA)	0.00	0.00	0.00	0.00	0.00	0.00	0.00	0.00	0.00	0.00	0.00	0.00	0.00	0.00	0.00	0.00	0.00	0.00	0.00	0.00	0.00	0.00	0.00	0.00	0.00	0.00		
MDS Checks Issued	0.00	0.00	0.00	0.00	0.00	0.00	0.00	0.00	0.00	0.00	0.00	0.00	0.00	0.00	0.00	0.00	0.00	0.00	0.00	0.00	0.00	0.00	0.00	0.00	0.00	0.00	0.00	
Advice to Debit Account	0.00	0.00	0.00	0.00	0.00	0.00	0.00	0.00	0.00	0.00	0.00	0.00	0.00	0.00	0.00	0.00	0.00	0.00	0.00	0.00	0.00	0.00	0.00	0.00	0.00	0.00	0.00	
Working Fund for FAPs	0.00	0.00	0.00	0.00	0.00	0.00	0.00	0.00	0.00	0.00	0.00	0.00	0.00	0.00	0.00	0.00	0.00	0.00	0.00	0.00	0.00	0.00	0.00	0.00	0.00	0.00	0.00	
Cash Disbursement Ceiling (CDC)	0.00	0.00	0.00	0.00	0.00	0.00	0.00	0.00	0.00	0.00	0.00	0.00	0.00	0.00	0.00	0.00	0.00	0.00	0.00	0.00	0.00	0.00	0.00	0.00	0.00	0.00	0.00	
TOTAL CASH DISBURSEMENTS	30,869,851.24	10,833,294.45	0.00	0.00	41,703,145.69	0.00	0.00	0.00	0.00	0.00	0.00	0.00	0.00	0.00	0.00	0.00	41,703,145.69	0.00	0.00	0.00	0.00	30,869,851.24	10,833,294.45	0.00	0.00	41,703,145.69		
NON-CASH DISBURSEMENTS	3,757,227.84	868,588.97	0.00	0.00	4,625,816.81	0.00	0.00	0.00	0.00	0.00	0.00	0.00	0.00	0.00	0.00	0.00	4,625,816.81	0.00	0.00	0.00	0.00	3,757,227.84	868,588.97	0.00	0.00	4,625,816.81		
Tax Remittance Advices Issued (TRA)	3,757,227.84	868,588.97	0.00	0.00	4,625,816.81	0.00	0.00	0.00	0.00	0.00	0.00	0.00	0.00	0.00	0.00	0.00	4,625,816.81	0.00	0.00	0.00	0.00	3,757,227.84	868,588.97	0.00	0.00	4,625,816.81		
Non-Cash Availment Authority (NCAA)	0.00	0.00	0.00	0.00	0.00	0.00	0.00	0.00	0.00	0.00	0.00	0.00	0.00	0.00	0.00	0.00	0.00	0.00	0.00	0.00	0.00	0.00	0.00	0.00	0.00	0.00	0.00	
Disbursements effected through outright deductions from claims (please specify...)	0.00	0.00	0.00	0.00	0.00	0.00	0.00	0.00	0.00	0.00	0.00	0.00	0.00	0.00	0.00	0.00	0.00	0.00	0.00	0.00	0.00	0.00	0.00	0.00	0.00	0.00	0.00	
Overpayment of expenses(e.g. personnel benefits)	0.00	0.00	0.00	0.00	0.00	0.00	0.00	0.00	0.00	0.00	0.00	0.00	0.00	0.00	0.00	0.00	0.00	0.00	0.00	0.00	0.00	0.00	0.00	0.00	0.00	0.00	0.00	
Restitution for loss of government property	0.00	0.00	0.00	0.00	0.00	0.00	0.00	0.00	0.00	0.00	0.00	0.00	0.00	0.00	0.00	0.00	0.00	0.00	0.00	0.00	0.00	0.00	0.00	0.00	0.00	0.00	0.00	
Liquidated damages and similar claims	0.00	0.00	0.00	0.00	0.00	0.00	0.00	0.00	0.00	0.00	0.00	0.00	0.00	0.00	0.00	0.00	0.00	0.00	0.00	0.00	0.00	0.00	0.00	0.00	0.00	0.00	0.00	
Others (TEF, BTr-Documentary Stamp Tax, etc.)	0.00	0.00	0.00	0.00	0.00	0.00	0.00	0.00	0.00	0.00	0.00	0.00	0.00	0.00	0.00	0.00	0.00	0.00	0.00	0.00	0.00	0.00	0.00	0.00	0.00	0.00	0.00	
TOTAL NON-CASH DISBURSEMENTS	3,757,227.84	868,588.97	0.00	0.00	4,625,816.81	0.00	0.00	0.00	0.00	0.00	0.00	0.00	0.00	0.00	0.00	0.00	4,625,816.81	0.00	0.00	0.00	0.00	3,757,227.84	868,588.97	0.00	0.00	4,625,816.81		
GRAND TOTAL	34,627,079.08	11,701,883.42	0.00	0.00	46,328,962.50	0.00	0.00	0.00	0.00	0.00	0.00	0.00	0.00	0.00	0.00	0.00	46,328,962.50	0.00	0.00	0.00	0.00	34,627,079.08	11,701,883.42	0.00	0.00	46,328,962.50		

SUMMARY

Particulars	Previous Report	This Month	As at Date
(1)	(2)	(3)	(4)
Total Disbursement Authorities Received	724,582,966.45	53,849,816.81	778,432,783.26
NCA	558,044,008.00	49,224,000.00	607,268,008.00
NTA	0.00	0.00	0.00
Working Fund	140,151,025.86	0.00	140,151,025.86
TRA	26,387,932.59	4,625,816.81	31,013,749.40
CDC	0.00	0.00	0.00
NCAA	0.00	0.00	0.00
Less: Notice of Transfer of Allocations (NTA)* issued	0.00	0.00	0.00
Total Disbursement Authorities Available	724,582,966.45	53,849,816.81	778,432,783.26
Less:	0.00	0.00	0.00
Lapsed NCA	0.00	0.00	0.00
Disbursements	533,029,942.72	46,328,962.50	579,358,905.22
Less: Other Non-Cash Disbursements	0.00	0.00	0.00
Disbursements effected through outright deductions from claims	0.00	0.00	0.00
Overpayment of expenses(e.g. personnel benefits)	0.00	0.00	0.00
Restitution for loss of government property	0.00	0.00	0.00
Liquidated damages and similar claims	0.00	0.00	0.00
Others (e.g. TEF, BTr, Docs Stamp, etc.)	0.00	0.00	0.00
Add/Less: Adjustments (e.g. cancelled/staled checks)	0.00	0.00	0.00
Balance of Disbursement Authorities as at date	191,553,023.73	7,520,854.31	199,073,878.04
Total Disbursements Program	340,449,000.00	60,034,000.00	400,483,000.00
Less: *Actual Disbursements	429,067,312.40	46,328,962.50	475,396,274.90
(Over)/Under spending	(88,618,312.40)	13,705,037.50	(74,913,274.90)

Notes: * The use of NTA is discouraged
 Notes: ** Amounts should tally with the grand total disbursemt (column 27).


Certified Correct:

 CARLA MARIE L. SUMIGAD
 University Accountant

Date:

Recommending Approval:

 EMERITA P. GERON
 FMO II

Date:

Approved By:

 URDUJAH G. ALVARADO
 University President

Date:

MONTHLY REPORT OF DISBURSEMENTS
For the month of August 2020

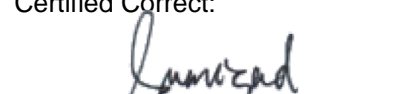
Department : State Universities and Colleges (SUCs)
Agency/Entity : Cagayan State University
Operating Unit : < not applicable >
Organization Code : 08 022 0000000
Fund Cluster : 01 Regular Agency Fund

Particulars	Current Year Budget					Prior Year's Budget											SUB-TOTAL	Trust Liabilities				Grand Total					Remarks			
	PS	MOOE	FinEx	CO	TOTAL 6=(2+3+4+5)	Prior Year's Accounts Payable					Current Year's Accounts Payable					TOTAL 17=(11+16)		PS	MOOE	CO	TOTAL 22=(19+20+21)	PS	MOOE	FinEx	CO	TOTAL 27=(23+24+25+26)				
						PS	MOOE	FinEx	CO	Sub-Total 11=(7+8+9+10)	PS	MOOE	FinEx	CO	Sub-Total 16=(12+13+14+15)													19	20	21
1	2	3	4	5	6	7	8	9	10	11	12	13	14	15	16	17	18	19	20	21	22	23	24	25	26	27	28			
CASH DISBURSEMENTS	31,157,039.52	8,294,745.33	0.00	1,183,503.02	40,635,287.87	0.00	0.00	0.00	0.00	0.00	0.00	0.00	0.00	0.00	0.00	0.00	40,635,287.87	0.00	0.00	0.00	0.00	31,157,039.52	8,294,745.33	0.00	1,183,503.02	40,635,287.87				
Notice of Cash Allocation (NCA)	31,157,039.52	8,294,745.33	0.00	1,183,503.02	40,635,287.87	0.00	0.00	0.00	0.00	0.00	0.00	0.00	0.00	0.00	0.00	0.00	40,635,287.87	0.00	0.00	0.00	0.00	31,157,039.52	8,294,745.33	0.00	1,183,503.02	40,635,287.87				
MDS Checks Issued	0.00	2,777,688.79	0.00	0.00	2,777,688.79	0.00	0.00	0.00	0.00	0.00	0.00	0.00	0.00	0.00	0.00	0.00	2,777,688.79	0.00	0.00	0.00	0.00	0.00	2,777,688.79	0.00	0.00	0.00	2,777,688.79			
Advice to Debit Account	31,157,039.52	5,517,056.54	0.00	1,183,503.02	37,857,599.08	0.00	0.00	0.00	0.00	0.00	0.00	0.00	0.00	0.00	0.00	0.00	37,857,599.08	0.00	0.00	0.00	0.00	31,157,039.52	5,517,056.54	0.00	1,183,503.02	37,857,599.08				
Notice of Transfer Allocations (NTA)	0.00	0.00	0.00	0.00	0.00	0.00	0.00	0.00	0.00	0.00	0.00	0.00	0.00	0.00	0.00	0.00	0.00	0.00	0.00	0.00	0.00	0.00	0.00	0.00	0.00	0.00	0.00			
MDS Checks Issued	0.00	0.00	0.00	0.00	0.00	0.00	0.00	0.00	0.00	0.00	0.00	0.00	0.00	0.00	0.00	0.00	0.00	0.00	0.00	0.00	0.00	0.00	0.00	0.00	0.00	0.00	0.00	0.00		
Advice to Debit Account	0.00	0.00	0.00	0.00	0.00	0.00	0.00	0.00	0.00	0.00	0.00	0.00	0.00	0.00	0.00	0.00	0.00	0.00	0.00	0.00	0.00	0.00	0.00	0.00	0.00	0.00	0.00	0.00		
Working Fund for FAPs	0.00	0.00	0.00	0.00	0.00	0.00	0.00	0.00	0.00	0.00	0.00	0.00	0.00	0.00	0.00	0.00	0.00	0.00	0.00	0.00	0.00	0.00	0.00	0.00	0.00	0.00	0.00	0.00		
Cash Disbursement Ceiling (CDC)	0.00	0.00	0.00	0.00	0.00	0.00	0.00	0.00	0.00	0.00	0.00	0.00	0.00	0.00	0.00	0.00	0.00	0.00	0.00	0.00	0.00	0.00	0.00	0.00	0.00	0.00	0.00	0.00		
TOTAL CASH DISBURSEMENTS	31,157,039.52	8,294,745.33	0.00	1,183,503.02	40,635,287.87	0.00	0.00	0.00	0.00	0.00	0.00	0.00	0.00	0.00	0.00	0.00	40,635,287.87	0.00	0.00	0.00	0.00	31,157,039.52	8,294,745.33	0.00	1,183,503.02	40,635,287.87				
NON-CASH DISBURSEMENTS	3,580,053.37	1,498,968.63	0.00	0.00	5,079,022.00	0.00	0.00	0.00	0.00	0.00	0.00	0.00	0.00	0.00	0.00	0.00	5,079,022.00	0.00	0.00	0.00	0.00	3,580,053.37	1,498,968.63	0.00	0.00	5,079,022.00				
Tax Remittance Advices Issued (TRA)	3,580,053.37	1,498,968.63	0.00	0.00	5,079,022.00	0.00	0.00	0.00	0.00	0.00	0.00	0.00	0.00	0.00	0.00	0.00	5,079,022.00	0.00	0.00	0.00	0.00	3,580,053.37	1,498,968.63	0.00	0.00	5,079,022.00				
Non-Cash Availment Authority (NCAA)	0.00	0.00	0.00	0.00	0.00	0.00	0.00	0.00	0.00	0.00	0.00	0.00	0.00	0.00	0.00	0.00	0.00	0.00	0.00	0.00	0.00	0.00	0.00	0.00	0.00	0.00	0.00	0.00		
Disbursements effected through outright deductions from claims (please specify...)	0.00	0.00	0.00	0.00	0.00	0.00	0.00	0.00	0.00	0.00	0.00	0.00	0.00	0.00	0.00	0.00	0.00	0.00	0.00	0.00	0.00	0.00	0.00	0.00	0.00	0.00	0.00	0.00		
Overpayment of expenses(e.g. personnel benefits)	0.00	0.00	0.00	0.00	0.00	0.00	0.00	0.00	0.00	0.00	0.00	0.00	0.00	0.00	0.00	0.00	0.00	0.00	0.00	0.00	0.00	0.00	0.00	0.00	0.00	0.00	0.00	0.00	0.00	
Restitution for loss of government property	0.00	0.00	0.00	0.00	0.00	0.00	0.00	0.00	0.00	0.00	0.00	0.00	0.00	0.00	0.00	0.00	0.00	0.00	0.00	0.00	0.00	0.00	0.00	0.00	0.00	0.00	0.00	0.00	0.00	
Liquidated damages and similar claims	0.00	0.00	0.00	0.00	0.00	0.00	0.00	0.00	0.00	0.00	0.00	0.00	0.00	0.00	0.00	0.00	0.00	0.00	0.00	0.00	0.00	0.00	0.00	0.00	0.00	0.00	0.00	0.00	0.00	
Others (TEF, BTr-Documentary Stamp Tax, etc.)	0.00	0.00	0.00	0.00	0.00	0.00	0.00	0.00	0.00	0.00	0.00	0.00	0.00	0.00	0.00	0.00	0.00	0.00	0.00	0.00	0.00	0.00	0.00	0.00	0.00	0.00	0.00	0.00	0.00	
TOTAL NON-CASH DISBURSEMENTS	3,580,053.37	1,498,968.63	0.00	0.00	5,079,022.00	0.00	0.00	0.00	0.00	0.00	0.00	0.00	0.00	0.00	0.00	0.00	5,079,022.00	0.00	0.00	0.00	0.00	3,580,053.37	1,498,968.63	0.00	0.00	5,079,022.00				
GRAND TOTAL	34,737,092.89	9,793,713.96	0.00	1,183,503.02	45,714,309.87	0.00	0.00	0.00	0.00	0.00	0.00	0.00	0.00	0.00	0.00	0.00	45,714,309.87	0.00	0.00	0.00	0.00	34,737,092.89	9,793,713.96	0.00	1,183,503.02	45,714,309.87				


SUMMARY

Particulars (1)	Previous Report (2)	This Month (3)	As at Date (4)
Total Disbursement Authorities Received	778,432,783.26	62,272,876.31	840,705,659.57
NCA	607,268,008.00	49,673,000.00	656,941,008.00
NTA	0.00	0.00	0.00
Working Fund	140,151,025.86	7,520,854.31	147,671,880.17
TRA	31,013,749.40	5,079,022.00	36,092,771.40
CDC	0.00	0.00	0.00
NCAA	0.00	0.00	0.00
Less: Notice of Transfer of Allocations (NTA)* issued	0.00	0.00	0.00
Total Disbursement Authorities Available	778,432,783.26	62,272,876.31	840,705,659.57
Less:	0.00	0.00	0.00
Lapsed NCA	0.00	0.00	0.00
Disbursements	579,358,905.22	62,272,876.31	641,631,781.53
Less: Other Non-Cash Disbursements	0.00	0.00	0.00
Disbursements effected through outright deductions from claims	0.00	0.00	0.00
Overpayment of expenses(e.g. personnel benefits)	0.00	0.00	0.00
Restitution for loss of government property	0.00	0.00	0.00
Liquidated damages and similar claims	0.00	0.00	0.00
Others (e.g. TEF, BTr, Docs Stamp, etc.)	0.00	0.00	0.00
Add/Less: Adjustments (e.g. cancelled/staled checks)	0.00	0.00	0.00
Balance of Disbursement Authorities as at date	199,073,878.04	0.00	199,073,878.04
Total Disbursements Program	400,483,000.00	59,522,000.00	460,005,000.00
Less: *Actual Disbursements	475,396,274.90	45,714,309.87	521,110,584.77
(Over)/Under spending	(74,913,274.90)	13,807,690.13	(61,105,584.77)


Notes: * The use of NTA is discouraged
Notes: ** Amounts should tally with the grand total disbursement (column 27).

Certified Correct:

CARLA MARIE L. SUMIGAD
University Accountant

Date:

Recommending Approval:

EMERITA P. GERON
FMO II

Date:

Approved By:

URDUKH G. ALVARADO
University President

Date:

MONTHLY REPORT OF DISBURSEMENTS
For the month of September 2020

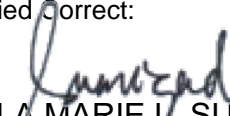
Department : State Universities and Colleges (SUCs)
Agency/Entity : Cagayan State University
Operating Unit : < not applicable >
Organization Code : 08 022 0000000
Fund Cluster : 01 Regular Agency Fund

Particulars	Current Year Budget					Prior Year's Budget											SUB-TOTAL	Trust Liabilities				Grand Total					Remarks
	PS	MOOE	FinEx	CO	TOTAL	Prior Year's Accounts Payable					Current Year's Accounts Payable					TOTAL		PS	MOOE	CO	TOTAL	PS	MOOE	FinEx	CO	TOTAL	
						PS	MOOE	FinEx	CO	Sub-Total	PS	MOOE	FinEx	CO	Sub-Total												
1	2	3	4	5	6=(2+3+4+5)	7	8	9	10	11=(7+8+9+10)	12	13	14	15	16=(12+13+14+15)	17=(11+16)	18=(6+17)	19	20	21	22=(19+20+21)	23	24	25	26	27=(23+24+25+26)	28
CASH DISBURSEMENTS	47,222,922.46	4,647,968.61	0.00	6,971,273.10	58,842,164.17	0.00	0.00	0.00	0.00	0.00	0.00	0.00	0.00	0.00	0.00	0.00	58,842,164.17	0.00	0.00	0.00	0.00	47,222,922.46	4,647,968.61	0.00	6,971,273.10	58,842,164.17	
Notice of Cash Allocation (NCA)	47,222,922.46	4,647,968.61	0.00	6,971,273.10	58,842,164.17	0.00	0.00	0.00	0.00	0.00	0.00	0.00	0.00	0.00	0.00	0.00	58,842,164.17	0.00	0.00	0.00	0.00	47,222,922.46	4,647,968.61	0.00	6,971,273.10	58,842,164.17	
MDS Checks Issued	5,364,355.63	54,788.27	0.00	0.00	5,419,143.90	0.00	0.00	0.00	0.00	0.00	0.00	0.00	0.00	0.00	0.00	0.00	5,419,143.90	0.00	0.00	0.00	0.00	5,364,355.63	54,788.27	0.00	0.00	5,419,143.90	
Advice to Debit Account	41,858,566.83	4,593,180.34	0.00	6,971,273.10	53,423,020.27	0.00	0.00	0.00	0.00	0.00	0.00	0.00	0.00	0.00	0.00	0.00	53,423,020.27	0.00	0.00	0.00	0.00	41,858,566.83	4,593,180.34	0.00	6,971,273.10	53,423,020.27	
Notice of Transfer Allocations (NTA)	0.00	0.00	0.00	0.00	0.00	0.00	0.00	0.00	0.00	0.00	0.00	0.00	0.00	0.00	0.00	0.00	0.00	0.00	0.00	0.00	0.00	0.00	0.00	0.00	0.00	0.00	
MDS Checks Issued	0.00	0.00	0.00	0.00	0.00	0.00	0.00	0.00	0.00	0.00	0.00	0.00	0.00	0.00	0.00	0.00	0.00	0.00	0.00	0.00	0.00	0.00	0.00	0.00	0.00	0.00	
Advice to Debit Account	0.00	0.00	0.00	0.00	0.00	0.00	0.00	0.00	0.00	0.00	0.00	0.00	0.00	0.00	0.00	0.00	0.00	0.00	0.00	0.00	0.00	0.00	0.00	0.00	0.00	0.00	
Working Fund for FAPs	0.00	0.00	0.00	0.00	0.00	0.00	0.00	0.00	0.00	0.00	0.00	0.00	0.00	0.00	0.00	0.00	0.00	0.00	0.00	0.00	0.00	0.00	0.00	0.00	0.00	0.00	
Cash Disbursement Ceiling (CDC)	0.00	0.00	0.00	0.00	0.00	0.00	0.00	0.00	0.00	0.00	0.00	0.00	0.00	0.00	0.00	0.00	0.00	0.00	0.00	0.00	0.00	0.00	0.00	0.00	0.00	0.00	
TOTAL CASH DISBURSEMENTS	47,222,922.46	4,647,968.61	0.00	6,971,273.10	58,842,164.17	0.00	0.00	0.00	0.00	0.00	0.00	0.00	0.00	0.00	0.00	0.00	58,842,164.17	0.00	0.00	0.00	0.00	47,222,922.46	4,647,968.61	0.00	6,971,273.10	58,842,164.17	
NON-CASH DISBURSEMENTS	3,767,964.05	1,316,257.81	0.00	0.00	5,084,221.86	0.00	0.00	0.00	0.00	0.00	0.00	0.00	0.00	0.00	0.00	0.00	5,084,221.86	0.00	0.00	0.00	0.00	3,767,964.05	1,316,257.81	0.00	0.00	5,084,221.86	
Tax Remittance Advices Issued (TRA)	3,767,964.05	1,316,257.81	0.00	0.00	5,084,221.86	0.00	0.00	0.00	0.00	0.00	0.00	0.00	0.00	0.00	0.00	0.00	5,084,221.86	0.00	0.00	0.00	0.00	3,767,964.05	1,316,257.81	0.00	0.00	5,084,221.86	
Non-Cash Availment Authority (NCAA)	0.00	0.00	0.00	0.00	0.00	0.00	0.00	0.00	0.00	0.00	0.00	0.00	0.00	0.00	0.00	0.00	0.00	0.00	0.00	0.00	0.00	0.00	0.00	0.00	0.00		
Disbursements effected through outright deductions from claims (please specify...)	0.00	0.00	0.00	0.00	0.00	0.00	0.00	0.00	0.00	0.00	0.00	0.00	0.00	0.00	0.00	0.00	0.00	0.00	0.00	0.00	0.00	0.00	0.00	0.00	0.00		
Overpayment of expenses(e.g. personnel benefits)	0.00	0.00	0.00	0.00	0.00	0.00	0.00	0.00	0.00	0.00	0.00	0.00	0.00	0.00	0.00	0.00	0.00	0.00	0.00	0.00	0.00	0.00	0.00	0.00	0.00		
Restitution for loss of government property	0.00	0.00	0.00	0.00	0.00	0.00	0.00	0.00	0.00	0.00	0.00	0.00	0.00	0.00	0.00	0.00	0.00	0.00	0.00	0.00	0.00	0.00	0.00	0.00	0.00		
Liquidated damages and similar claims	0.00	0.00	0.00	0.00	0.00	0.00	0.00	0.00	0.00	0.00	0.00	0.00	0.00	0.00	0.00	0.00	0.00	0.00	0.00	0.00	0.00	0.00	0.00	0.00	0.00		
Others (TEF, BTr-Documentary Stamp Tax, etc.)	0.00	0.00	0.00	0.00	0.00	0.00	0.00	0.00	0.00	0.00	0.00	0.00	0.00	0.00	0.00	0.00	0.00	0.00	0.00	0.00	0.00	0.00	0.00	0.00	0.00		
TOTAL NON-CASH DISBURSEMENTS	3,767,964.05	1,316,257.81	0.00	0.00	5,084,221.86	0.00	0.00	0.00	0.00	0.00	0.00	0.00	0.00	0.00	0.00	0.00	5,084,221.86	0.00	0.00	0.00	0.00	3,767,964.05	1,316,257.81	0.00	0.00	5,084,221.86	
GRAND TOTAL	50,990,886.51	5,964,226.42	0.00	6,971,273.10	63,926,386.03	0.00	0.00	0.00	0.00	0.00	0.00	0.00	0.00	0.00	0.00	0.00	63,926,386.03	0.00	0.00	0.00	0.00	50,990,886.51	5,964,226.42	0.00	6,971,273.10	63,926,386.03	

SUMMARY

Particulars	Previous Report	This Month	As at Date
(1)	(2)	(3)	(4)
Total Disbursement Authorities Received	840,705,659.57	73,144,788.30	913,850,447.87
NCA	656,941,008.00	51,502,000.00	708,443,008.00
NTA	0.00	0.00	0.00
Working Fund	147,671,880.17	16,558,566.44	164,230,446.61
TRA	36,092,771.40	5,084,221.86	41,176,993.26
CDC	0.00	0.00	0.00
NCAA	0.00	0.00	0.00
Less: Notice of Transfer of Allocations (NTA)* issued	0.00	0.00	0.00
Total Disbursement Authorities Available	840,705,659.57	73,144,788.30	913,850,447.87
Less:	0.00	0.00	0.00
Lapsed NCA	0.00	0.00	0.00
Disbursements	641,631,781.53	63,926,386.03	705,558,167.56
Less: Other Non-Cash Disbursements	0.00	0.00	0.00
Disbursements effected through outright deductions from claims	0.00	0.00	0.00
Overpayment of expenses(e.g. personnel benefits)	0.00	0.00	0.00
Restitution for loss of government property	0.00	0.00	0.00
Liquidated damages and similar claims	0.00	0.00	0.00
Others (e.g. TEF, BTr, Docs Stamp, etc.)	0.00	0.00	0.00
Add/Less: Adjustments (e.g. cancelled/staled checks)	0.00	0.00	0.00
Balance of Disbursement Authorities as at date	199,073,878.04	9,218,402.27	208,292,280.31
Total Disbursements Program	460,005,000.00	61,352,000.00	521,357,000.00
Less: *Actual Disbursements	521,110,584.77	63,926,386.03	585,036,970.80
(Over)/Under spending	(61,105,584.77)	(2,574,386.03)	(63,679,970.80)

Notes: * The use of NTA is discouraged
Notes: ** Amounts should tally with the grand total disbursement (column 27).


Certified Correct:

CARLA MARIE U. SUMIGAD
University Accountant

Date:

Recommending Approval:

EMERITA P. GERON
FMO II

Date:

Approved By:

URDUJAH G. ALVARADO
University President

Date: